

Scaled data based on original data using
LM-79-08 Approved Method: Electrical and Photometric Measurements of Solid-
State Lighting Products

Test Report Prepared for
Cooper Lighting Solutions
(formerly Eaton)

Brand: McGRAW-EDISON

Report Number: P385629

Luminaire Tested: **GWC-SA1B-722-U-SL2**

Issue Date: 3/3/2020

Test Information

Test Method: LM-79-08
Report Number: P385629
TEST IS SCALED FROM IESNA LM-79-08 TEST DATA (G2-1903-205-20)
Test Lab: INNOVATION CENTER
Issue Date: 3/3/2020
Manufacturer: COOPER LIGHTING SOLUTIONS (FORMERLY EATON)
Product Line: MCGRAW-EDISON
Catalog Number: GWC-SA1B-722-U-SL2
Description: GALLEON WALL LUMINAIRE
(1) 70 CRI, 2200K, 800mA LIGHTSQUARE WITH 16 LEDS AND TYPE II SPILL LIGHT
ELIMINATOR OPTICS
Light Source: -
Ballast/Driver: ELECTRONIC DRIVER

Summary

Lumens per Lamp: N/A
Luminaire Lumens: 4395 lumens
Efficiency: N/A
Efficacy: 99.9 lumens/watt
Luminous Opening: Rectangular (W 0.5' x L: 0.5' x H: 0')
IES Classification: Type III - Medium
BUG Rating: B1 - U0 - G2

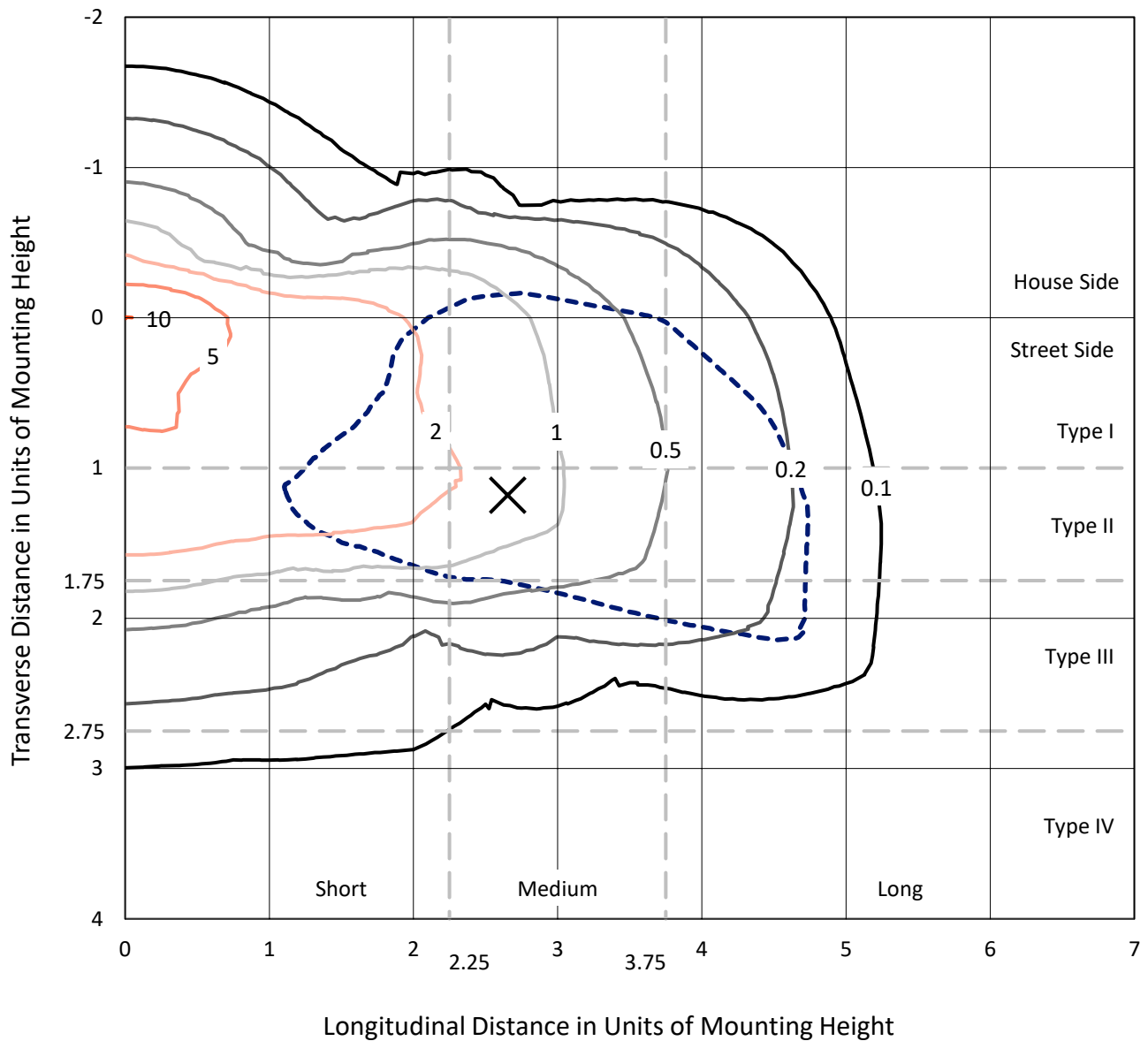
Input Watts (W): 44
Input Voltage (V): NR
Input Current (Ain): NR
Voltage Rise (V): NR
Power Factor: NR
Total Harmonic Distortion (THDi): NR
Frequency (hertz): 60
Stabilization Time: NR
Operation Time: NR
Ambient Temperature (°C): NR
Test Distance: 24 FT



REPORT NUMBER: P385629
 CATALOG NUMBER: GWC-SA1B-722-U-SL2

Iso-Footcandle Lines of Horizontal Illumination

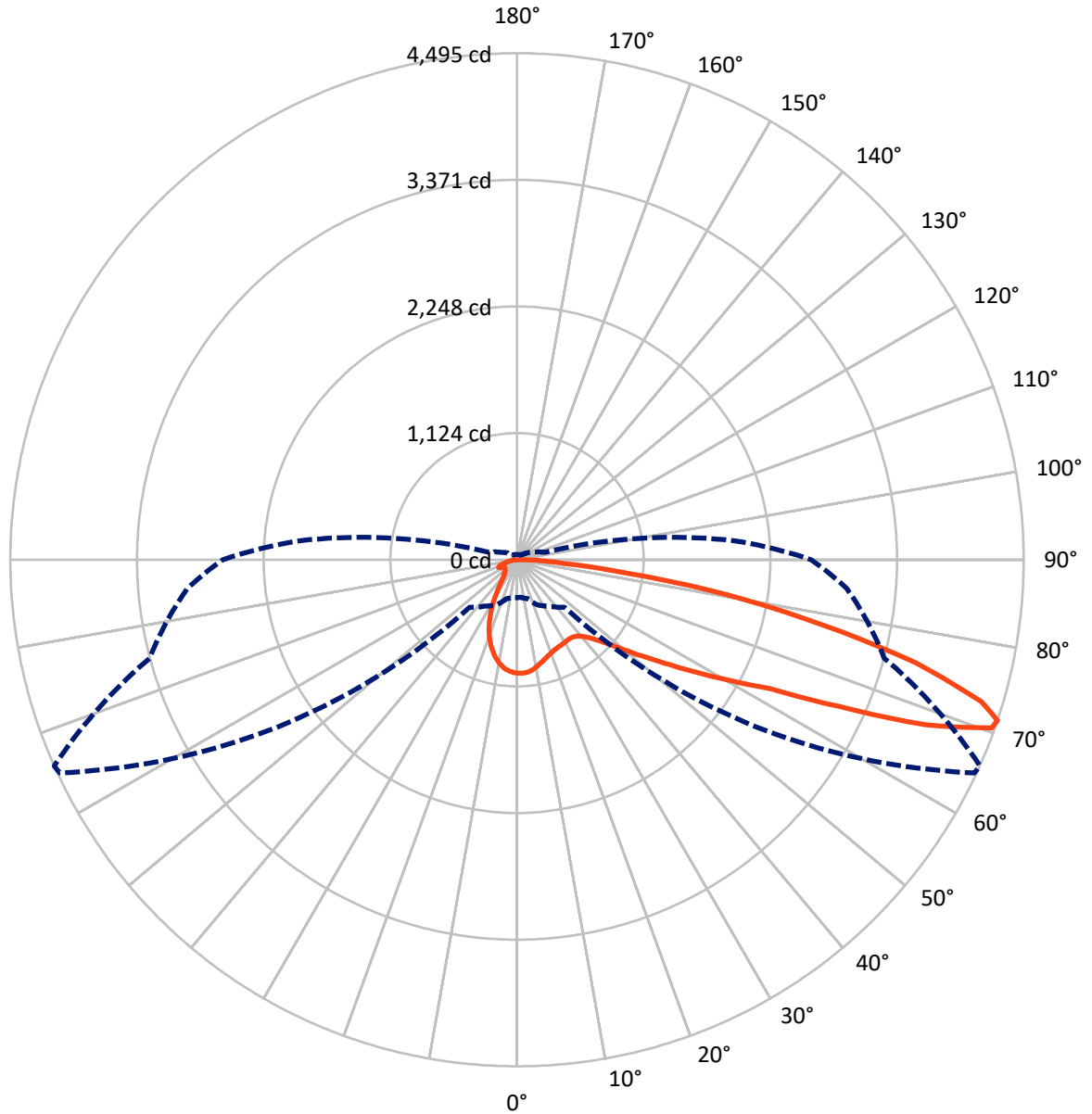
× Max cd
 - - - 1/2 Max cd



Based on 10 foot mounting height. Maximum calculated value = 10.1 fc
 Type III - Medium - N/A

REPORT NUMBER: P385629
CATALOG NUMBER: GWC-SA1B-722-U-SL2

Luminous Intensity Polar Plot



— Vertical Plane Through 66-Deg Lateral - - - Horizontal Cone Through 71-Deg Vertical

REPORT NUMBER: P385629

CATALOG NUMBER: GWC-SA1B-722-U-SL2

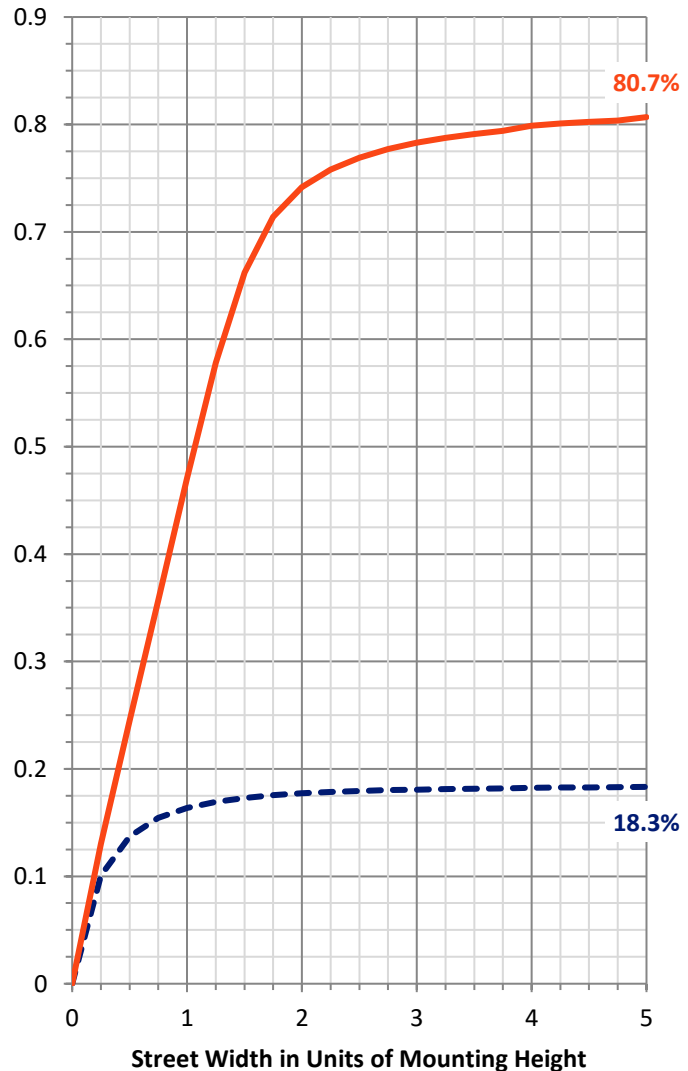
FLUX DISTRIBUTION:

		Downward	Upward	Total
House Side	Lumens	814.5	0.0	814.5
	% Fixture	18.5	0.0	18.5
Street Side	Lumens	3580.5	0.0	3580.5
	% Fixture	81.5	0.0	81.5
Total	Lumens	4395.0	0.0	4395.0
	% Fixture	100.0	0.0	100.0

ZONAL LUMENS:

Zone	Lumens	% Fixture
0°-10°	88.6	2.0
10°-20°	212.6	4.8
20°-30°	285.5	6.5
30°-40°	375.6	8.5
40°-50°	546.4	12.4
50°-60°	853.5	19.4
60°-70°	1069.2	24.3
70°-80°	815.5	18.6
80°-90°	148.1	3.4
90°-100°	0.0	0.0
100°-110°	0.0	0.0
110°-120°	0.0	0.0
120°-130°	0.0	0.0
130°-140°	0.0	0.0
140°-150°	0.0	0.0
150°-160°	0.0	0.0
160°-170°	0.0	0.0
170°-180°	0.0	0.0
0°-90°	4395.0	100.0
0°-180°	4395.0	100.0

Coefficient of Utilization



REPORT NUMBER: P385629

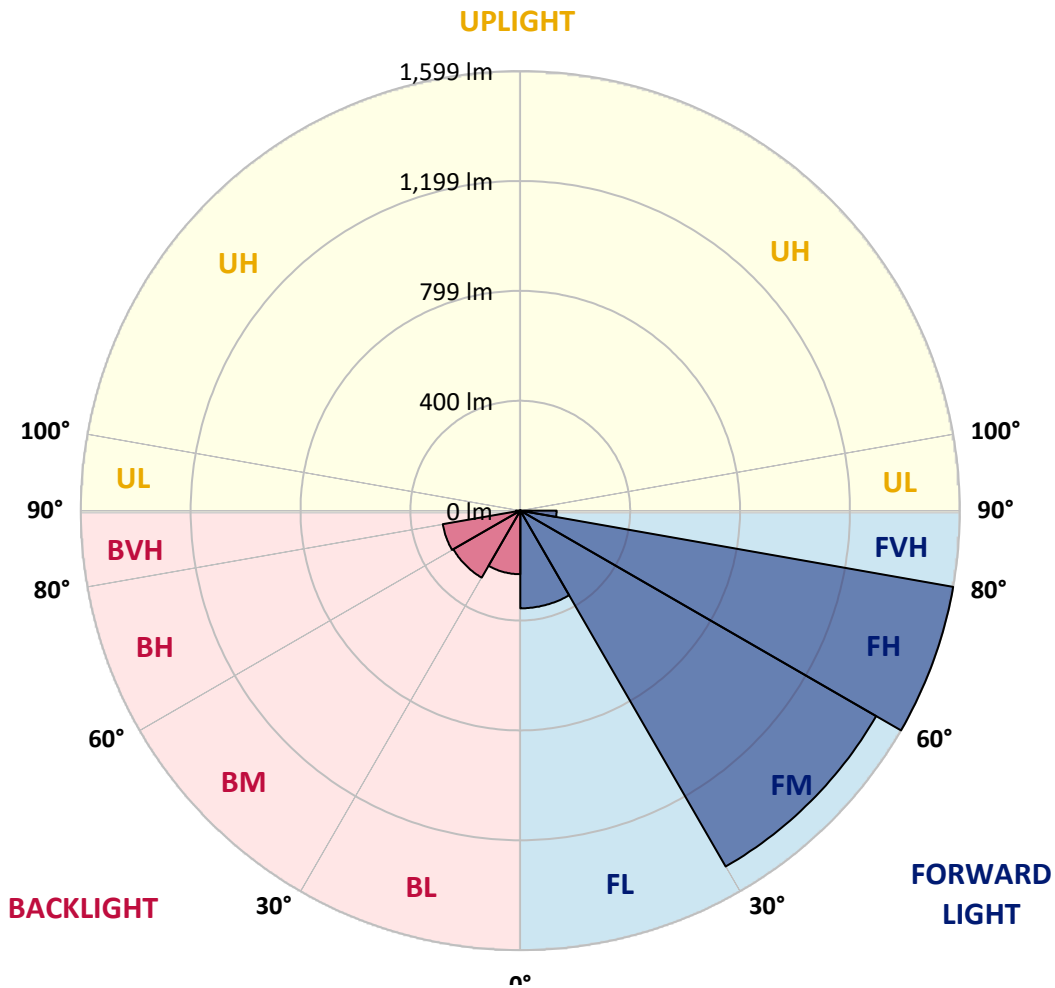
CATALOG NUMBER: GWC-SA1B-722-U-SL2

LUMINAIRE CLASSIFICATION SYSTEM LUMEN TABLE AND BUG RATING:

Zone	Lumens	% Fixture	Zone Rating/Lumen Limit		
			B	U	G
FL (0°-30°)	355.4	8.1			
FM (30°-60°)	1494.5	34.0			
FH (60°-80°)	1598.5	36.4			G1/1800
FVH (80°-90°)	132.1	3.0			G2/225
BL (0°-30°)	231.3	5.3	B1/500		
BM (30°-60°)	281.0	6.4	B1/1000		
BH (60°-80°)	286.2	6.5	B1/500		G1/500
BVH (80°-90°)	16.0	0.4			G1/100
UL (90°-100°)	0.0	0.0		U0/0	
UH (100°-180°)	0.0	0.0		U0/0	

BUG Rating: B1-U0-G2

Type III Medium





REPORT NUMBER: P385629
 CATALOG NUMBER: GWC-SA1B-722-U-SL2

CANDELA DISTRIBUTION (FULL):

	0°	5°	15°	25°	35°	45°	55°	65°	66°	75°	85°
0°	1006.8	1006.8	1006.8	1006.8	1006.8	1006.8	1006.8	1006.8	1006.8	1006.8	1006.8
2.5°	988.1	986.6	991.2	995.9	997.7	1000.7	1005.3	1007.9	1007.7	1008.2	1006.7
5°	922.6	920.6	929.7	937.2	951.4	967.5	987.1	1001.0	1001.3	1009.2	1011.4
7.5°	860.5	859.2	869.6	881.6	898.2	922.7	954.5	984.5	986.3	1007.7	1015.2
10°	810.8	810.5	820.6	833.7	852.9	880.4	916.8	960.8	963.6	1000.4	1015.8
12.5°	771.9	772.5	781.3	796.2	816.5	845.2	884.7	934.3	938.7	988.9	1012.3
15°	743.2	745.7	752.8	767.8	787.8	817.0	857.5	909.7	916.4	976.0	1010.3
17.5°	726.8	729.6	734.6	747.0	765.8	793.9	832.3	889.5	895.6	966.1	1010.5
20°	722.0	724.3	727.1	734.7	750.7	776.2	812.4	871.3	877.8	958.3	1012.0
22.5°	731.5	733.2	733.5	732.9	742.6	763.4	798.0	858.0	864.9	953.1	1013.0
25°	752.0	754.3	752.6	747.0	743.8	756.6	790.6	849.1	856.1	949.3	1010.9
27.5°	782.8	783.1	781.8	774.5	759.5	757.3	788.3	844.0	850.7	944.9	1006.5
30°	824.7	826.7	824.3	814.4	789.8	769.5	791.0	839.0	845.1	939.3	999.4
32.5°	873.7	878.6	878.4	868.1	832.9	796.6	802.3	835.9	840.7	933.4	990.7
35°	924.6	931.2	943.7	939.3	895.7	839.6	823.8	840.8	844.0	932.6	984.7
37.5°	977.4	984.0	1009.7	1021.5	970.5	901.0	857.8	858.0	859.5	941.9	984.2
40°	1032.6	1039.7	1078.3	1109.1	1067.5	978.9	912.6	893.8	892.1	964.6	993.2
42.5°	1110.0	1116.4	1162.6	1201.9	1175.1	1078.6	988.3	949.0	945.5	1009.2	1021.8
45°	1207.9	1213.3	1262.5	1304.5	1290.7	1192.4	1083.4	1025.0	1024.4	1083.6	1079.9
47.5°	1324.3	1328.5	1372.7	1413.3	1418.3	1323.3	1203.0	1142.3	1132.5	1185.6	1169.9
50°	1445.5	1450.2	1480.2	1523.9	1561.1	1498.6	1356.9	1286.0	1272.8	1320.2	1297.4
52.5°	1525.8	1532.0	1558.1	1613.5	1721.7	1690.7	1538.8	1460.2	1440.2	1483.3	1465.8
55°	1490.0	1503.9	1543.8	1632.6	1850.0	1984.2	1763.2	1663.4	1640.8	1676.6	1666.3
57.5°	1327.1	1346.3	1400.7	1537.8	1868.1	2242.7	2102.5	1902.7	1886.8	1876.4	1881.1
60°	1029.6	1047.9	1115.5	1294.1	1742.3	2431.5	2613.2	2197.7	2174.6	2077.0	2081.3
62.5°	728.7	719.4	765.7	896.3	1415.8	2453.7	3194.2	2592.2	2516.3	2288.9	2270.2
65°	555.7	553.6	574.3	615.9	857.5	2188.6	3540.3	3255.3	3136.8	2538.0	2494.0
67.5°	456.6	452.8	473.3	533.8	552.2	1412.0	3547.9	4024.7	3908.3	2848.2	2752.9
70°	375.4	371.2	390.3	468.4	510.3	716.1	2986.0	4475.2	4469.0	3240.9	2948.4
71°	336.6	333.5	356.4	443.2	501.4	596.8	2578.1	4476.4	4495.1	3373.8	2936.8
72.5°	274.0	275.1	299.4	394.5	494.7	527.0	1894.8	4267.7	4307.2	3500.5	2832.0
75°	182.1	183.0	214.9	303.5	479.7	515.6	1041.4	3581.1	3653.6	3424.7	2584.2
77.5°	122.3	122.0	143.7	208.2	417.9	515.6	610.6	2678.4	2758.1	2725.0	1992.2
80°	84.2	83.6	98.9	143.7	316.4	521.8	472.1	1877.1	1901.2	1471.6	809.7
82.5°	51.6	52.0	64.6	101.5	215.3	469.6	445.7	1023.5	997.2	412.7	202.3
85°	29.6	29.4	41.3	68.7	138.2	396.4	434.6	440.5	404.1	124.3	73.1
87.5°	10.6	11.4	22.2	38.1	79.2	276.0	368.7	229.1	206.5	56.1	33.1
90°	0.0	0.0	0.0	0.0	0.0	0.0	0.0	0.0	0.0	0.0	0.0



REPORT NUMBER: P385629
 CATALOG NUMBER: GWC-SA1B-722-U-SL2

CANDELA DISTRIBUTION (continued):

	90°	95°	105°	115°	125°	135°	145°	155°	165°	175°	180°
0°	1006.8	1006.8	1006.8	1006.8	1006.8	1006.8	1006.8	1006.8	1006.8	1006.8	1006.8
2.5°	1005.6	1006.5	1005.4	999.4	994.2	985.9	981.2	974.6	972.7	971.8	974.2
5°	1009.4	1009.7	1000.7	984.8	966.9	945.8	930.6	912.0	903.2	899.4	901.8
7.5°	1012.9	1011.5	991.9	961.4	928.4	891.6	859.0	829.1	811.7	804.5	805.1
10°	1013.3	1007.6	976.2	929.0	877.7	823.8	773.7	727.6	698.5	679.5	685.3
12.5°	1008.6	998.9	952.9	886.9	815.8	742.3	674.6	605.5	563.9	544.6	545.2
15°	1005.0	987.4	924.4	837.5	741.9	644.6	552.2	470.9	426.5	406.8	397.6
17.5°	1002.0	974.9	891.3	781.8	654.6	531.2	420.2	347.6	323.4	317.6	315.2
20°	997.7	961.7	854.5	717.3	555.2	404.4	306.8	271.0	271.2	277.8	278.8
22.5°	991.8	946.7	815.2	644.9	448.5	294.5	240.5	230.2	240.7	253.4	255.7
25°	983.0	929.0	771.5	564.9	342.0	226.4	205.5	205.0	217.8	231.1	233.1
27.5°	970.5	905.7	722.9	479.1	252.0	192.4	184.1	187.2	196.7	206.4	207.1
30°	953.9	878.7	669.3	388.5	197.6	171.3	170.4	173.3	179.1	185.9	186.5
32.5°	935.5	851.3	612.1	300.8	169.2	159.9	160.8	162.2	164.9	167.7	168.3
35°	918.8	823.2	553.6	228.5	155.7	152.5	151.9	151.6	151.9	151.0	151.1
37.5°	908.0	800.0	492.6	181.9	147.9	146.0	144.2	141.9	139.3	137.8	138.1
40°	904.1	782.7	430.8	157.2	141.6	140.2	136.7	131.9	128.8	127.9	127.9
42.5°	914.7	773.7	371.2	144.8	136.3	134.0	128.2	122.6	120.3	120.2	120.0
45°	947.2	777.4	314.4	137.9	131.4	127.0	119.4	114.7	113.2	113.5	113.4
47.5°	1005.4	800.3	265.9	133.4	126.6	120.8	112.3	108.5	106.7	106.7	106.8
50°	1104.5	853.9	227.2	129.6	122.5	115.0	107.1	102.4	100.0	99.8	99.8
52.5°	1248.8	949.8	203.0	126.4	117.9	109.9	102.0	96.1	93.2	92.6	92.3
55°	1429.7	1087.2	196.4	124.3	111.8	104.2	95.7	89.8	86.6	85.3	85.1
57.5°	1632.0	1254.5	209.6	121.7	105.6	97.6	88.9	83.3	80.0	78.3	78.1
60°	1836.7	1437.0	263.4	118.1	100.5	90.3	81.9	76.8	73.4	71.6	71.3
62.5°	2041.7	1629.4	373.4	117.8	96.8	83.3	74.8	70.4	67.2	65.2	64.8
65°	2272.9	1840.0	498.5	125.8	95.6	76.9	67.5	64.0	61.3	59.5	59.3
67.5°	2538.5	2077.8	486.5	142.3	99.7	71.2	60.7	58.0	56.0	54.5	54.3
70°	2663.1	2040.6	302.4	154.0	105.5	65.6	54.2	52.2	50.7	49.6	49.2
71°	2610.9	1937.6	253.6	152.7	104.9	63.1	51.6	50.1	48.6	47.6	47.2
72.5°	2468.5	1767.0	211.5	142.0	98.0	58.7	48.3	46.7	45.4	44.3	44.0
75°	2215.1	1578.1	169.3	113.5	78.1	49.6	42.3	40.7	39.6	39.0	38.4
77.5°	1628.3	1126.2	131.0	89.7	57.5	40.5	36.1	34.9	33.8	32.9	32.5
80°	623.8	436.3	88.2	66.9	42.2	32.0	29.1	28.5	27.5	26.9	26.9
82.5°	168.0	130.3	47.0	40.5	28.2	23.4	22.3	22.0	21.1	19.9	20.0
85°	68.0	57.5	26.4	22.3	17.3	13.8	15.0	15.2	14.1	12.6	12.7
87.5°	29.9	24.4	14.7	9.9	7.6	5.3	6.8	6.8	6.2	5.2	4.7
90°	0.0	0.0	0.0	0.0	0.0	0.0	0.0	0.0	0.0	0.0	0.0

Signify Classified - Internal
Cooper Lighting Solutions Photometric Lab
1121 Highway 74 South
Peachtree City, GA 30269

Scaled Data Report



Report Generated By 670245982

Signify Classified - Internal
Cooper Lighting Solutions Photometric Lab
1121 Highway 74 South
Peachtree City, GA 30269

Scaled Data Report



Signify Classified - Internal
Cooper Lighting Solutions Photometric Lab
1121 Highway 74 South
Peachtree City, GA 30269

Scaled Data Report



Signify Classified - Internal
Cooper Lighting Solutions Photometric Lab
1121 Highway 74 South
Peachtree City, GA 30269

Scaled Data Report



Signify Classified - Internal
Cooper Lighting Solutions Photometric Lab
1121 Highway 74 South
Peachtree City, GA 30269

Scaled Data Report



--- HS — SS

Signify Classified - Internal
Cooper Lighting Solutions Photometric Lab
1121 Highway 74 South
Peachtree City, GA 30269

Scaled Data Report



u

Signify Classified - Internal
Cooper Lighting Solutions Photometric Lab
1121 Highway 74 South
Peachtree City, GA 30269

Scaled Data Report



Signify Classified - Internal
Cooper Lighting Solutions Photometric Lab
1121 Highway 74 South
Peachtree City, GA 30269

Scaled Data Report



(END OF REPORT)